



Allergy Gene Test Women

**SAMPLE
SUMMARY REPORT**



Allergy

Food Allergies

Traits	Risk	Rating	Description
 Peanut Allergy	Typical	5.8	According to your genotype, you have a typical risk of developing Peanut Allergy.
 Hen's Egg Allergy	Slightly Elevated Risk	6.5	As per your genotype, you have a slightly elevated risk of developing Hen's egg allergy.

Skin Allergy

Traits	Risk	Rating	Description
 Irritant Contact Dermatitis	Typical Risk	6.0	As per your genotype, you have a typical risk of developing irritant contact dermatitis.
 Latex Allergy	Slightly Elevated Risk	6.1	As per your genotype, you have a slightly elevated risk of developing latex allergy.

Nasal Allergy

Traits	Risk	Rating	Description
 Olive Pollen Allergy	Slightly Elevated Risk	6.5	As per your genotype, you have a slightly elevated risk of developing olive pollen allergy.
 Asthma	Slightly Elevated Risk	6.4	As per your genetics, you have a high likelihood of developing asthma.
 Allergic Rhinitis	Slightly Elevated Risk	6.3	As per your genetics, you have a high likelihood of developing Allergic Rhinitis.

How to Read Your Report

— WHAT IS GENETICS? —

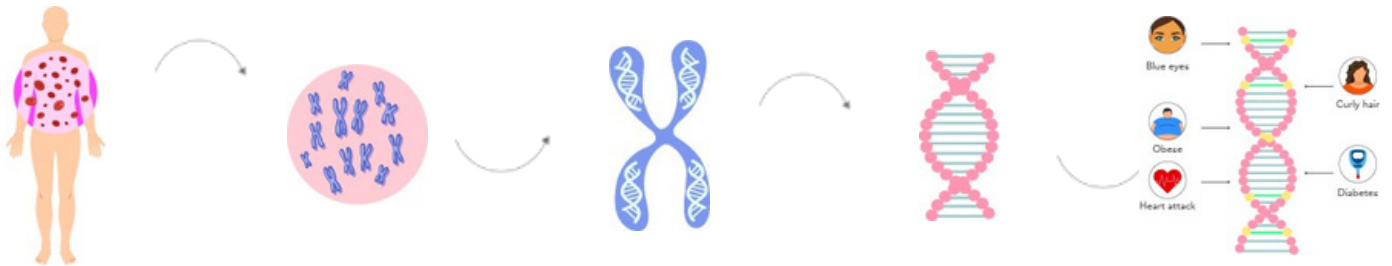
Human are made up of cells

Cells are made up of nucleus

Nucleus is made up of chromosomes

Chromosomes are made up of DNA

DNA is made up of genes

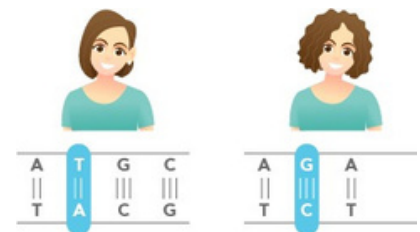


Genes are coded by nucleotides


A	T	G	C
T	A	C	G



Changes in nucleotides lead to genetic variations
Straight hair Curly hair



WHAT IS PREDICTIVE GENETICS?



— SCORE INTERPRETATIONS —

SCORE	DEPICTION	INTERPRETATION
0-2	Excellent / Protective	An 'excellent / protective' score indicates a very favorable response or ability for a trait
2.1-4	Good / Lower Risk	A 'good / lower risk' score indicates a favorable response or ability for a trait
4.1-6	Typical	A 'typical' score indicates a typical response or ability for a trait
6.1-8	Poor / Slightly Elevated	A 'poor / slightly elevated' score indicates an unfavorable response or ability for a trait
8.1-10	Very Poor/ Highly Elevated	A 'very poor / highly elevated' score indicates a very unfavorable response or ability for a trait

— GENERAL GUIDELINES —

Genetic risk or predisposition given in the report is based on statistically relevant genomics research studies, which should not be taken as a diagnosis of any health condition or overall wellness.

Traits in the report are not genetically interlinked; their genetic associations are independent of each other. Therefore, every trait score and interpretation are independent of each other.



EXPLORE MORE GENE TESTS

1. ALLERGY GENE REPORT MEN
2. BONE HEALTH GENE REPORT WOMEN/MEN
3. CARDIOVASCULAR GENE REPORT WOMEN/MEN
4. CIRCADIAN GENE REPORT WOMEN/MEN
5. DENTAL GENE REPORT WOMEN/MEN
6. FITNESS GENE REPORT
7. GASTRO GENE REPORT WOMEN/MEN
8. HEMATOLOGY GENE REPORT WOMEN/MEN
9. HORMONAL GENE REPORT WOMEN/MEN
10. IMMUNOLOGY GENE REPORT WOMEN/MEN
11. INFECTIOUS GENE REPORT WOMEN/MEN
12. LIFESTYLE GENE REPORT WOMEN/MEN
13. NEUROLOGY GENE REPORT WOMEN/MEN
14. NUTRITION GENE REPORT
15. OPHTHAL GENE REPORT WOMEN/MEN
16. PERSONALITY GENE REPORT
17. PULMONARY GENE REPORT WOMEN/MEN
18. RENAL GENE REPORT WOMEN/MEN
19. SKIN GENE REPORT

THE MOST
EXPENSIVE
REAL ESTATE IS
YOU

Whatsapp Us



Call Us



+91-9743430000

devika@quanutrition.com

www.quanutrition.com

QUA[®]
NUTRITION
SIGNATURE NUTRITION CLINICS