

Personality Gene Test

**SAMPLE
SUMMARY REPORT**



Personality Traits

Career Choice

Traits	Risk	Rating	Description
 <div>Trading Ability</div>	Good	4.0	As per your genetics, you have a high likelihood of being a successful trader.


Cognition

Traits	Risk	Rating	Description
 Cognitive Ability	Typical	5.8	As per your genetics, you have a typical likelihood to develop a good cognitive ability.
 Mathematical Ability	Poor	6.6	As per your genetics, you have a poor likelihood of developing good mathematical skills and abilities.
 Language Ability	Good	4.0	As per your genetics, you have a high likelihood of developing good language ability.
 Motor Learning and Performance	Good	2.4	As per your genetics, you have a good ability for motor learning and performance.
 Risk Taking	Good	3.0	As per your genetics, you have a high likelihood of indulging in risk taking behavior and activities.
 Insightfulness	Good	3.5	As per genetics, you have a high likelihood of being insightful.
 Memory Processing	Typical	4.4	As per your genetics, you have a typical likelihood of developing good memory processing.
 Reading Ability	Typical	5.3	As per your genetics, you have a typical likelihood of developing good reading ability.
 Visual Ability	Typical	4.3	As per your genetics, you have a typical likelihood of developing good visual ability.
 Stress Response	Excellent	2.0	As per your genetics, you have a very high likelihood of developing the ability to adapt well to stressful situations.

Traits		Risk	Rating	Description
	Imagination	Excellent	2.0	As per your genetics, you have a very high likelihood of being imaginative.

Temperament

Traits	Risk	Rating	Description
 Gambling Risk	Poor	7.3	As per your genetics, you have a slightly elevated risk of indulging in gambling activities.
 Withdrawn Behaviour	Poor	8.0	As per your genetics, you have high likelihood of developing withdrawn behavior.
 Aggression	Poor	6.8	As per your genetics, you have a high likelihood of developing aggressive behavior.
 Harm Avoidance	Typical	5.8	As per your genetics, you have a typical likelihood of developing harm avoidance.
 Happiness	Good	4.0	As per your genetics, you have a high likelihood of easily developing a sense of happiness.
 Animal Lover	Good	3.5	As per your genetics, you have a high likelihood of being an animal lover.
 Impulsivity	Good	4.0	As per your genetics, you have a low likelihood of developing impulsive behavior.
 Neuroticism	Typical	4.6	As per your genetics, you have a typical likelihood of developing neuroticism.
 Novelty Seeking	Typical	5.0	As per your genetics, you have a typical likelihood of developing novelty seeking behavior.
 Trustfulness	Typical	5.0	As per your genetics, you have a typical likelihood of developing trustfulness.

Traits		Risk	Rating	Description
	Empathy	Typical	4.5	As per your genetics, you have a typical likelihood of developing empathy.

Social Skills

Traits	Risk	Rating	Description
 Self-confidence	Very Poor	9.0	As per your genetics, you have a very poor likelihood of developing self-confidence.
 Optimism	Poor	8.0	As per your genetics, you have a poor likelihood of developing optimism.
 Parenting	Typical	5.8	As per your genetics, you have a typical likelihood of developing good parenting skills.
 Sociality	Typical	5.0	As per your genetics, you have a typical likelihood of developing good sociality.
 Agreeableness	Typical	4.3	As per your genetics, you have a typical likelihood of being agreeable.
 Conscientiousness	Typical	5.0	As per your genetics, you have a typical likelihood of being conscientious.
 Extraversion	Typical	4.6	As per your genetics, you have a typical likelihood of developing extraversion.
 Openness	Typical	5.0	As per your genetics, you have a typical likelihood of developing openness.
 Motivation	Good	3.5	As per your genetics, you have a high likelihood of developing a sense of motivation.

Creative Ability

Traits	Risk	Rating	Description	
	Music	Good	3.9	As per your genetics, you have a high likelihood of developing good musical ability.
	Creativity	Good	2.9	As per your genetics, you have a high likelihood of developing good creative ability.

How to Read Your Report

— WHAT IS GENETICS? —

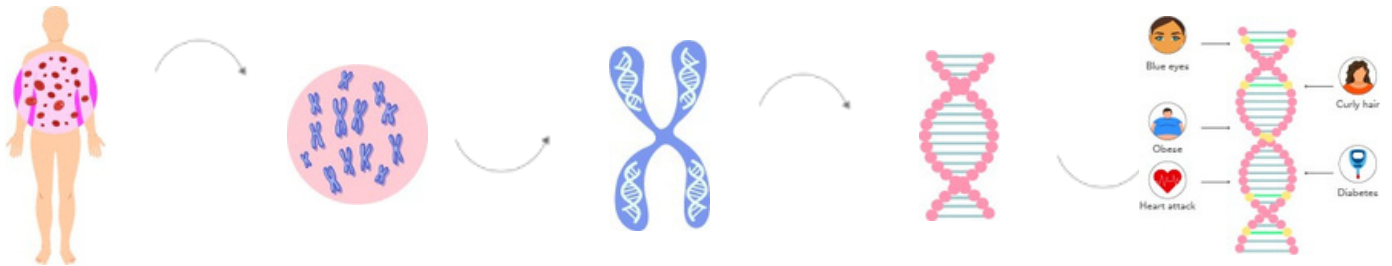
Human are made up of cells

Cells are made up of nucleus

Nucleus is made up of chromosomes

Chromosomes are made up of DNA

DNA is made up of genes

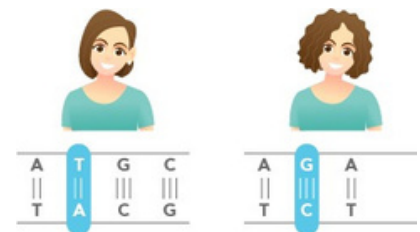


Genes are coded by nucleotides


A	T	G	C
T	A	C	G



Changes in nucleotides lead to genetic variations
Straight hair Curly hair



WHAT IS PREDICTIVE GENETICS?



— SCORE INTERPRETATIONS —

SCORE	DEPICTION	INTERPRETATION
0-2	Excellent / Protective	An 'excellent / protective' score indicates a very favorable response or ability for a trait
2.1-4	Good / Lower Risk	A 'good / lower risk' score indicates a favorable response or ability for a trait
4.1-6	Typical	A 'typical' score indicates a typical response or ability for a trait
6.1-8	Poor / Slightly Elevated	A 'poor / slightly elevated' score indicates an unfavorable response or ability for a trait
8.1-10	Very Poor/ Highly Elevated	A 'very poor / highly elevated' score indicates a very unfavorable response or ability for a trait

— GENERAL GUIDELINES —

Genetic risk or predisposition given in the report is based on statistically relevant genomics research studies, which should not be taken as a diagnosis of any health condition or overall wellness.

Traits in the report are not genetically interlinked; their genetic associations are independent of each other. Therefore, every trait score and interpretation are independent of each other.



EXPLORE MORE GENE TESTS

1. ALLERGY GENE REPORT WOMEN/MEN
2. BONE HEALTH GENE REPORT WOMEN/MEN
3. CARDIOVASCULAR GENE REPORT WOMEN/MEN
4. CIRCADIAN GENE REPORT WOMEN/MEN
5. DENTAL GENE REPORT WOMEN/MEN
6. FITNESS GENE REPORT
7. GASTRO GENE REPORT WOMEN/MEN
8. HEMATOLOGY GENE REPORT WOMEN/MEN
9. HORMONAL GENE REPORT WOMEN/MEN
10. IMMUNOLOGY GENE REPORT WOMEN/MEN
11. INFECTIOUS GENE REPORT WOMEN/MEN
12. LIFESTYLE GENE REPORT WOMEN/MEN
13. NEUROLOGY GENE REPORT WOMEN/MEN
14. NUTRITION GENE REPORT
15. OPHTHAL GENE REPORT WOMEN/MEN
16. PULMONARY GENE REPORT WOMEN/MEN
17. RENAL GENE REPORT WOMEN/MEN
18. SKIN GENE REPORT

THE MOST
EXPENSIVE
REAL ESTATE IS
YOU

Whatsapp Us



Call Us



+91-9743430000

devika@quanutrition.com

www.quanutrition.com

QUA[®]
NUTRITION
SIGNATURE NUTRITION CLINICS