


Renal Gene Test Men

**SAMPLE
SUMMARY REPORT**




Renal Disorders


Chronic Renal Conditions

Traits	Risk	Rating	Description
 Chronic Kidney Disease	Slightly Elevated	6.1	As per your genetics, you have a slightly elevated risk of developing chronic kidney disease.

Congenital Renal and Genitourinary Conditions

Traits	Risk	Rating	Description
 Vesicoureteric Reflux	Typical	5.6	As per your genetics, you have a typical risk of developing Vesicoureteric Reflux (VUR).





Congenital Renal Diseases

Traits	Risk	Rating	Description
 Childhood Nephrotic Syndrome	Typical	5.9	As per your genetics, you have a typical risk of developing childhood nephrotic syndrome.


Endocrine and Metabolic disorders

Traits	Risk	Rating	Description
 Hypomagnesemia	Slightly Elevated	7.4	As per your genetics, you have a slightly elevated risk of developing hypomagnesemia.
 Hyperuricemia	Typical	5.9	As per your genetics, you have a typical risk of developing hyperuricemia.


Glomerular Disorders

Traits	Risk	Rating	Description
 Focal Segmental Glomerulosclerosis	Slightly Elevated	7.1	As per your genetics, you have a slightly elevated risk of developing Focal Segmental Glomerulosclerosis (FSGS).
 Idiopathic Membranous Nephropathy	Typical	5.8	As per your genetics, you have a typical risk of developing idiopathic membranous nephropathy.
 IgA Nephropathy	Typical	5.5	As per your genetics, you have a typical risk of developing IgA nephropathy.
 Chronic Glomerulonephritis	Typical	4.4	As per your genetics, you have a typical risk of developing chronic glomerulonephritis.


Inherited Renal Conditions

Traits	Risk	Rating	Description
 Polycystic Kidney Disease	Slightly Elevated	6.8	As per your genetics, you have a slightly elevated risk of developing polycystic kidney disease.

Systemic Lupus Erythematosus (SLE)

Traits	Risk	Rating	Description
 Lupus Nephritis	Typical	5.8	As per your genetics, you have a typical risk of developing lupus nephritis.

Urinary Calculi

Traits	Risk	Rating	Description
	Renal Calculi	Typical	5.3
			As per your genetics, you have a typical risk of developing renal calculi.

How to Read Your Report

— WHAT IS GENETICS? —

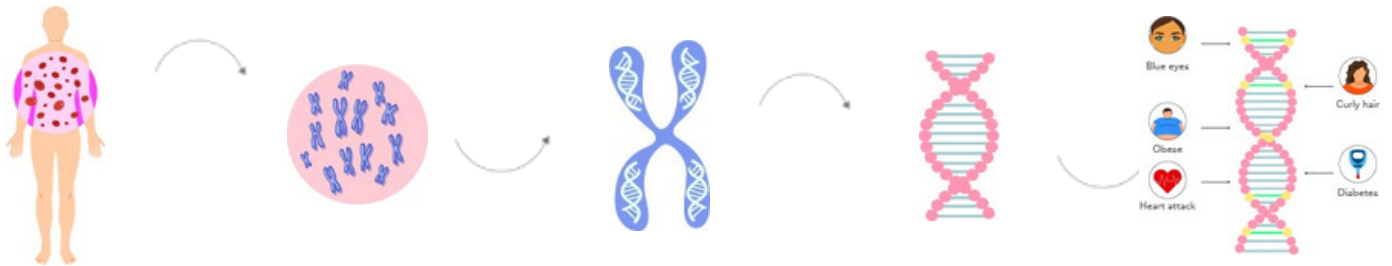
Human are made up of cells

Cells are made up of nucleus

Nucleus is made up of chromosomes

Chromosomes are made up of DNA

DNA is made up of genes

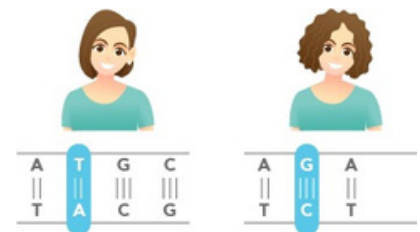


Genes are coded by nucleotides


A	T	G	C
T	A	C	G



Changes in nucleotides lead to genetic variations
Straight hair Curly hair



WHAT IS PREDICTIVE GENETICS?



— SCORE INTERPRETATIONS —

SCORE	DEPICTION	INTERPRETATION
0-2	Excellent / Protective	An 'excellent / protective' score indicates a very favorable response or ability for a trait
2.1-4	Good / Lower Risk	A 'good / lower risk' score indicates a favorable response or ability for a trait
4.1-6	Typical	A 'typical' score indicates a typical response or ability for a trait
6.1-8	Poor / Slightly Elevated	A 'poor / slightly elevated' score indicates an unfavorable response or ability for a trait
8.1-10	Very Poor/ Highly Elevated	A 'very poor / highly elevated' score indicates a very unfavorable response or ability for a trait

— GENERAL GUIDELINES —

Genetic risk or predisposition given in the report is based on statistically relevant genomics research studies, which should not be taken as a diagnosis of any health condition or overall wellness.

Traits in the report are not genetically interlinked; their genetic associations are independent of each other. Therefore, every trait score and interpretation are independent of each other.



EXPLORE MORE GENE TESTS

1. ALLERGY GENE REPORT WOMEN/MEN
2. BONE HEALTH GENE REPORT WOMEN/MEN
3. CARDIOVASCULAR GENE REPORT WOMEN/MEN
4. CIRCADIAN GENE REPORT WOMEN/MEN
5. DENTAL GENE REPORT WOMEN/MEN
6. FITNESS GENE REPORT
7. GASTRO GENE REPORT WOMEN/MEN
8. HEMATOLOGY GENE REPORT WOMEN/MEN
9. HORMONAL GENE REPORT WOMEN/MEN
10. IMMUNOLOGY GENE REPORT WOMEN/MEN
11. INFECTIOUS GENE REPORT WOMEN/MEN
12. LIFESTYLE GENE REPORT WOMEN/MEN
13. NEUROLOGY GENE REPORT WOMEN/MEN
14. NUTRITION GENE REPORT
15. OPHTHAL GENE REPORT WOMEN/MEN
16. PERSONALITY GENE REPORT
17. PULMONARY GENE REPORT WOMEN/MEN
18. RENAL GENE REPORT WOMEN
19. SKIN GENE REPORT

THE MOST
EXPENSIVE
REAL ESTATE IS
YOU

Whatsapp Us



Call Us



+91-9743430000

devika@quanutrition.com

www.quanutrition.com

QUA[®]
NUTRITION
SIGNATURE NUTRITION CLINICS